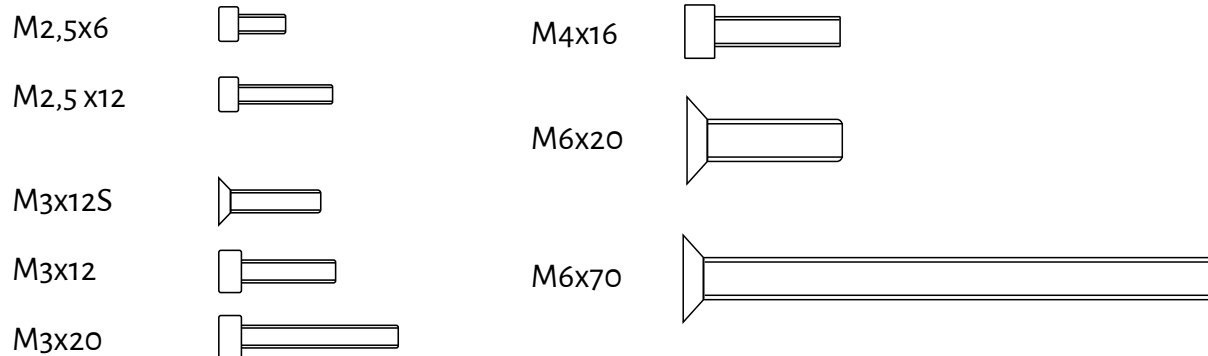




Hardware Cheat Sheet

This sheet shows all parts in their original size. Just print it and put the parts on top of the drawings to check if you are using the correct parts.

Screws



Washers



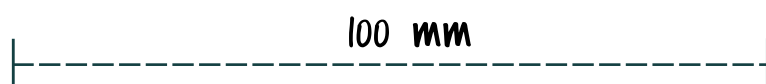
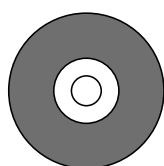
Nuts



Spacer



Foot



Measure this line to check, if your scale is correct.
If the line is not 100 mm long, check your printer settings